

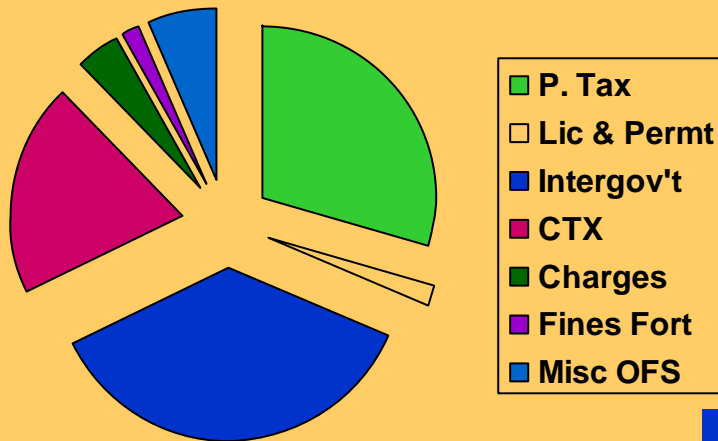
Public Finance Where's The Money Overview of County Revenues



February 2, 2018

Show Me the Money

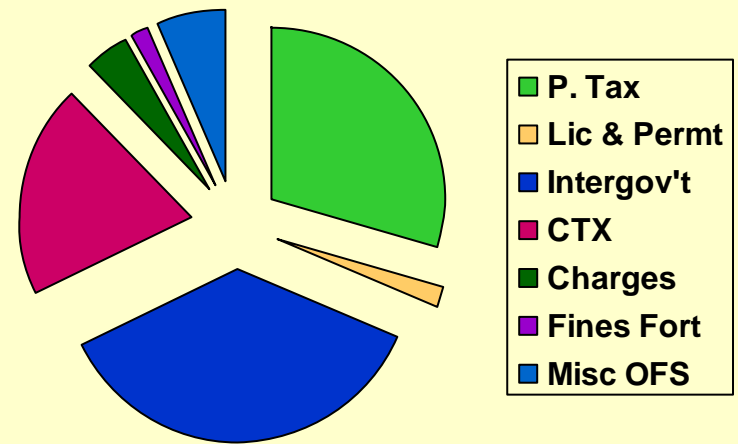
County Revenue Resources



Understanding the
Pieces of the Pie

Churchill County Revenues FY A Governmental Fund Types

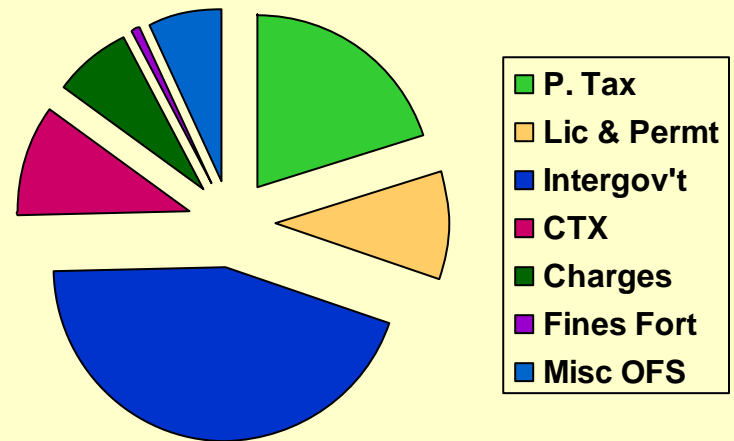
- Property Taxes \$7.867M
- Licenses & Permits \$.530M
- Intergovernmental \$9.816M
- CTX/Sales Tax \$5.337M
- Charges for Services \$1.132M
- Fines & Forfeits \$0.458M
- Miscellaneous /OFS \$1.703M



Clark County Revenues FY A Governmental Fund Types

- Property Taxes \$578M
- Licenses & Permits \$283M
- Intergovernmental \$1.271M
- CTX/Sales Tax \$309M
- Charges for Services \$202M
- Fines & Forfeits \$29M
- Miscellaneous /OFS \$198M

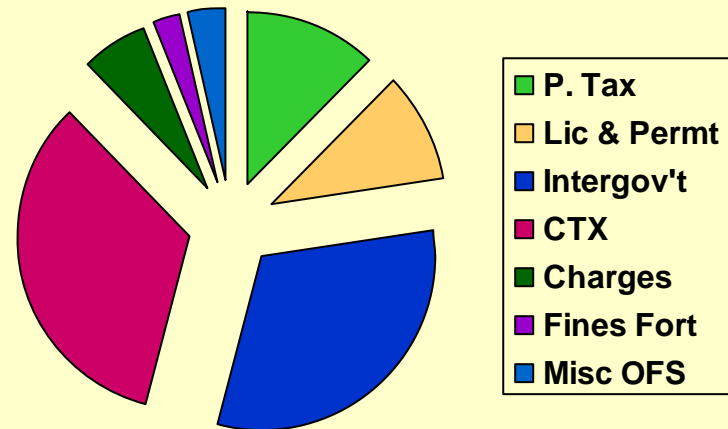
Total: \$2.9B



Las Vegas Revenues FY A Governmental Fund Types

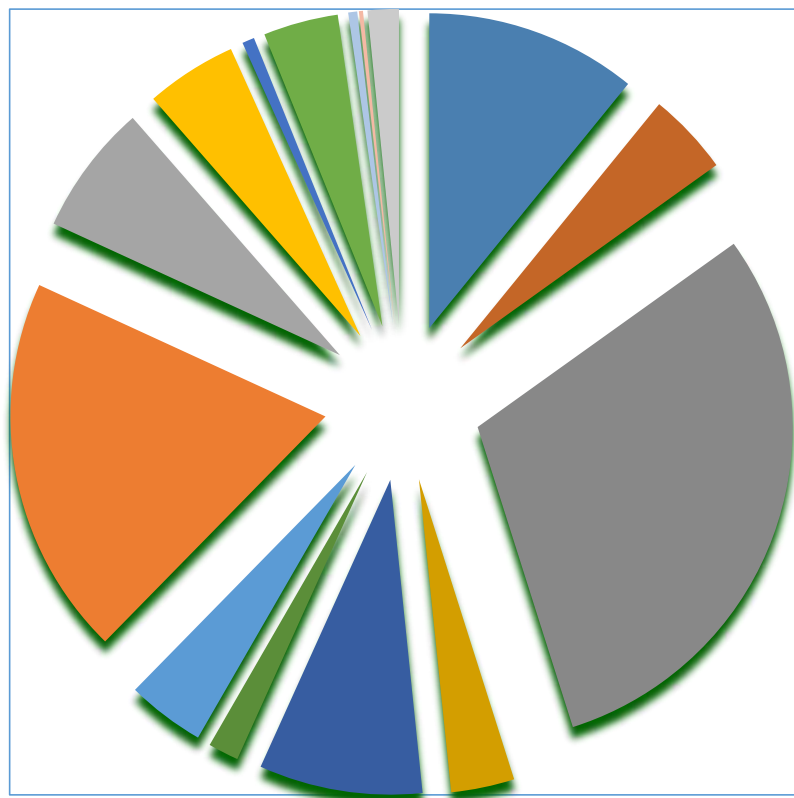
- Property Taxes \$93.1M
- Licenses & Permits \$78.2M
- Intergovernmental \$232.3M
- CTX/Sales Tax \$253.2M
- Charges for Services \$47.7M
- Fines & Forfeits \$17.6M
- Miscellaneous /OFS \$27.3M

Total: \$749.5M



Statement of Activities: CHC FY17 Governmental Activities Revenues

Revenues



- Charges for Services
- Operating Grants
- Property Taxes
- Capital Grant
- Federal PILT
- Local PILT
- AB 104 Fairshare
- CTX
- Fuel Taxes
- Opt Sales Taxes
- Dlq Tax Penalties
- Misc Rev
- Int Income
- Franchise Fees
- Transfers

The Big 3 : Revenues

- Intergovernmental Revenues

Pass through revenues Federal/State to Local Governments: Examples are Grants, Gas Taxes, Federal PILT, State Gaming Licenses, AB104, CTX, Private Car Tax

- Property Taxes

- Consolidated Taxes

Local Government Revenues

- Property Taxes
- Licenses & Permits
- Intergovernmental Revenues
CTX Gas Taxes
- Charges for Services
- Fines and Forfeitures
- Miscellaneous
- Other financing sources / uses

Licenses and Permits

- Business Licenses
- Local Gaming Licenses
- Marriage Licenses
- Liquor Licenses
- Building Permits
- Franchise Fees / Business Licenses

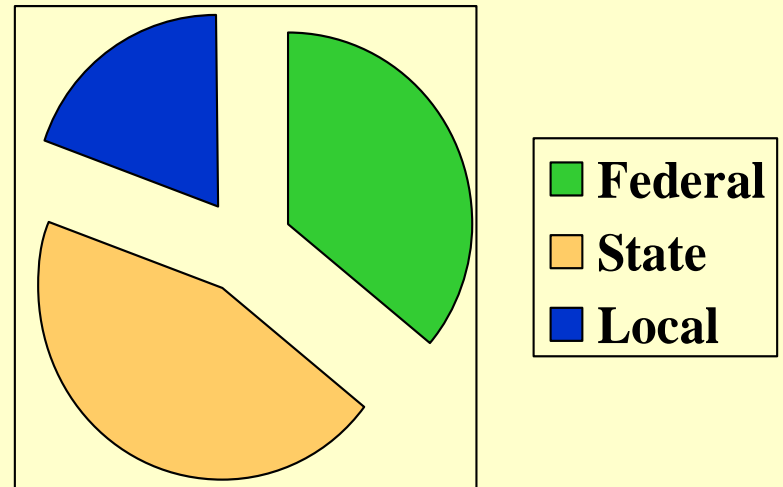
Intergovernmental Revenues Gas Tax Revenues



Please Pave My Road

Gas Tax Allocation

- Federal Taxes
18.4 Cents
- State Taxes
23.0 Cents
- Local Taxes
10.0 Cents



Sources of Gas Taxes

- ***Federal Taxes***
18.4 cents a gallon
Enacted by Congress
and signed into law
by the President
- ***Total Gas Taxes***
51.4 cents a gallon
- ***State Taxes***
23.0 cents a gallon
Enacted by State
Legislature
- ***Local Taxes***
10.0 cents a gallon
Enacted by
Commissioners

State Gas Tax Allocation

- Changed in 2001
- NRS 365.170, 365.180, 365.190, 365.192
- 17.65 cents to State Highway Fund
- 5.35 cents to county road funds
- County's 5.35 cents
- 1.75 cents distributed by point of origin
- 3.60 cents distributed by State Formula
- Point of Origin is the County in which the retail sale occurred

County Gas Tax Options

- County Motor Vehicle Fuel Tax NRS 365.192
- 1 cent per gallon
- Point of origin
- Apportioned between City and County based on population.
- County RTC Fuel Tax
- 9 cents per gallon
- Point of origin
- Apportioned between County in City by statutory formula or on a 60/40 basis by local agreement

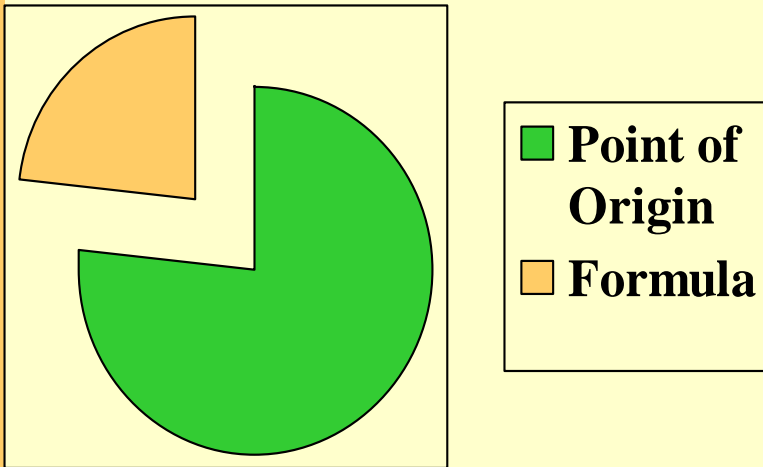
RTC Gas Tax (9 Cents)

- Proceeds used to construct and maintain public roads. Since 1997, entities were allowed to use on maintenance and repairs of roads.
- County's at 9 cent rate: Carson City, Clark, Churchill, Humboldt, Lyon, Mineral, Pershing and Washoe County.

Summary of Gas Taxes Distributed to County/City

- 11.75 cents per gallon based on point of origin
- Gas taxes paid in Your County returns to Your County and the Cities
- 3.6 cents based on formula in state statutes
- Every gallon of gas purchased outside the county negatively effects your community

Gas Tax Formula Distribution



- Gas Taxes to the County (15.35 cents)

11.75 Cents:
Point of Origin
(76.5%)

3.60 Cents by
Formula
(23.5 %)

Summary of 3.6 cents

- Currently 10/17 Counties are importers thus collecting more than our local collections. Churchill, Elko, Nye, Mineral Humboldt, Eureka, 10/17 rural counties
- The formula for distribution is based on population & road miles. We are being held harmless for loss of revenue as a result of the formula change in 2003. However, we are not likely to see an increase in our distribution for many years.

County Gallons per Capita

- Carson 591
- Churchill 311
- Clark 374
- Douglas 337
- Elko 656
- Esmeralda 308
- Eureka 976
- Humboldt 780
- Lander 1,063
- Lincoln 569
- Lyon 500
- Mineral 338
- Nye 527
- Pershing 516
- Storey 297
- Washoe 382
- White Pine 736

Road Department Related Revenue Resources

- **Gas Taxes:** At the maximum allowed excise rate 18.4 cents Federal Rate, 23.0 cents State Rate and 10.0 cents Local
Related NRS Statutes Chapters 365, 366, 373, and 377A
- Gas Taxes are **excise tax**.... Per gallon
No change since 1992 (24 years)
- **Quarter Cent Sales Tax** (1/4%) on taxable sales
Supports Public Transit: Managed by Regional Transportation Commission
- **Road Impact Fund:** \$2,300 Road Impact Fee per SFD at permit level

Charges for Services

- Administrative Assessments
- Assessor's Property Tax Commissions
- Court Filing Fees
- Recorder's Fees
- Public Defender Fees
- Return Check Fees
- Cemetery Fees
- Sheriff's Fees
- Technology Fees

Fines and Forfeits

- Forfeited Bail
- Fines
- Delinquent Tax Penalties

Miscellaneous Revenues

- Interest (LGIP) (Investment Policy)
- Property Sales
- Building Lease Revenue
- Gifts and donations
- Miscellaneous Sales
- NCED Tax Abatements : Economic Development
Example: Geothermal Industry

Other revenue enhancements

Summary of County Revenues

Important to
Understand Revenue
Resources and
Diversify Revenues

