

**APPLICATION FOR REIMBURSEMENT FROM THE FUND FOR HOSPITAL CARE
TO INDIGENT PERSONS FOR COUNTY PAYMENTS FOR THE MEDICAID MATCH
PROGRAM FOR LONG TERM CARE**
(Please use data from FY18 county expenditures)

County: Lincoln

Contact Person
Name: Denice Brown

Email: dbrown@lincolnnv.com

Phone: 775-962-8063

FISCAL INFORMATION

- 1) In FY17-18 did your county enact the full 9 cent Indigent Tax Levy (not including the 1 cent Supplemental Tax and the 1.5 cent Indigent Accident Tax)? Yes X No _____
- 2) Has your county enacted an additional tax that is dedicated to (or primarily used for) providing services to the indigent? If yes, please explain no
- 3) What was the highest overlapping property tax rate in your county in FY17/18? 1.3375
- 4) In FY17/18 how much revenue did 1 cent of property tax generate? \$14,107.02
- 5) What was the FY17/18 ending fund balance of your Indigent Fund (as a percentage)? _____
 - a. What was the FY12/13 ending fund balance of your Indigent Fund (as a percentage)? _____
 - b. For any large Indigent Fund balances that were spent down by your County over the past 5 years, explain how those funds were used including details on any new programs and/or capital expenditures. _____
- 6) In FY17/18 did the county's auditors note any audit finding pertaining to the county's indigent expenditures? If yes, please submit the audit finding with the application.
Yes _____ No X
- 7) In FY17/18 did the State Department of Taxation note any deficiencies in the county's Indigent Fund or Funds budgets? If yes, please submit correspondence from the Department of Taxation.
Yes _____ No X

HUMAN SERVICES INFORMATION

(For the following answers, please attach a page(s) with longer responses as needed.)

- 8) In FY17/18 did the county budget sufficient funds for the anticipated amount of its indigent medical expenditures, and/or were there unanticipated expenses related to the indigent? Please explain:
yes

9) In your county, are there needs pertaining to the indigent population that are not being met?

10) Are there programs, services, or expenses related to the indigent population in your county that your County Human Services Department or county partners could provide but currently do not due to budget limitations? Please explain and include examples:

11) Please attach information on any key demographic indicators from your county that may illustrate need, including: poverty rate, % of children living in poverty, key economic indicators, key health indicators.

12) In FY17/18 list the amount of expenditures and attach documentation of the expenditures for the following:

Indigent Expenditures*	Amount
Medicaid Match for Long-Term Care (paid to State**)	\$ 137,110.57
County Long-Term Care	\$
Child Developmental Services (paid to State)	\$ 266.00
Inmate Medical	\$ 1633.90
Indigent Burial and Cremation	\$ 1400.00
Prescription Drugs (non-hospital)	\$
Direct County Administrative Costs*** (include documentation)	\$
Homeless Programs	\$
Community Health Nurses (if direct expenses related to indigent services can be calculated)	\$
Indigent Guardianship	\$
Other (please provide explanation)	\$
Total	\$ 140,407.47

*qualifying expenses cannot include those paid with grants and/or federal funds

** make sure to include any dollars deducted from your assessment due to awards from this grant process

*** please do not include indirect costs (e.g.: utilities, rents, office supplies, or benefits or portions of salaries for employees not providing services directly to or related to indigent populations).

13) If you received an award of IAF Funds for the county Medicaid Match for Long-Term Care for FY16/17 expenses (awarded in 2018) please attach a summary of how you used the additional indigent or human services funds that were subsequently available in your county. Please include exact dollar amounts and expenditures.

14) Is there any additional information you would like to provide?

Please include the following documents with your application:

- **FY17/18 State Budget Document and any correspondence from the Department of Taxation notifying the County of budget deficiencies in the Indigent Fund or Funds.**
- **FY17/18 Audited Financial Statements and any audit findings pertaining to your county's Indigent Fund or Funds, including certified/verified amount of revenues received from the indigent property tax levies.**
- **FY17/18 detailed summaries of expenditures for each of the costs listed in question 12 above.**

Please submit this application by December 15th, 2019 to:

aevans@nvnaco.org

I certify the information provided in this application is true and correct. I understand that the amount that may be granted to any county is equal to or less than the counties assessment for the non-federal match for long term care.

Denise Brown
Printed Name

12/13/19
Date

Denise Brown
Signature

**APPLICATION FOR REIMBURSEMENT FROM THE FUND FOR HOSPITAL CARE
TO INDIGENT PERSONS FOR COUNTY PAYMENTS FOR THE MEDICAID MATCH
PROGRAM FOR LONG TERM CARE**
(Please use data from FY18 county expenditures)

County: Mineral County

Contact Person

Name: Chris Nepper

Email: clerk-treasurer@mineralcountynv.org

Phone: 775-945-2446

FISCAL INFORMATION

- 1) In FY17-18 did your county enact the full 9 cent Indigent Tax Levy (not including the 1 cent Supplemental Tax and the 1.5 cent Indigent Accident Tax)? Yes x No
- 2) Has your county enacted an additional tax that is dedicated to (or primarily used for) providing services to the indigent? If yes, please explain No

- 3) What was the highest overlapping property tax rate in your county in FY17/18? 3.66 %
- 4) In FY17/18 how much revenue did 1 cent of property tax generate? 11,223.60
- 5) What was the FY17/18 ending fund balance of your Indigent Fund (as a percentage)? 76%
 - a. What was the FY12/13 ending fund balance of your Indigent Fund (as a percentage)?
 - b. For any large Indigent Fund balances that were spent down by your County over the past 5 years, explain how those funds were used including details on any new programs and/or capital expenditures. Mineral did not have a large Indigent Fund balance, no programs were established during this time frame.

- 6) In FY17/18 did the county's auditors note any audit finding pertaining to the county's indigent expenditures? If yes, please submit the audit finding with the application.
Yes No x
- 7) In FY17/18 did the State Department of Taxation note any deficiencies in the county's Indigent Fund or Funds budgets? If yes, please submit correspondence from the Department of Taxation.
Yes No x

HUMAN SERVICES INFORMATION

(For the following answers, please attach a page(s) with longer responses as needed.)

- 8) In FY17/18 did the county budget sufficient funds for the anticipated amount of its indigent medical expenditures, and/or were there unanticipated expenses related to the indigent? Please explain:
Yes, no unanticipated expenses.

- 9) In your county, are there needs pertaining to the indigent population that are not being met?

Mineral County receives requests for indigent burials and prescription assistance.

- 10) Are there programs, services, or expenses related to the indigent population in your county that your County Human Services Department or county partners could provide but currently do not due to budget limitations? Please explain and include examples: Mineral County allocates 15,000.00 to the Local consolidated agency in Mineral County to assist with services provided by them. Mineral also allocates 8,500.00 to the local RSVP program to assist the seniors in those services. Mt Grant General Hospital receives 28,000.00 a year to help with unpaid bills.

- 11) Please attach information on any key demographic indicators from your county that may illustrate need, including: poverty rate, % of children living in poverty, key economic indicators, key health indicators.

- 12) In FY17/18 list the amount of expenditures and attach documentation of the expenditures for the following:

Indigent Expenditures*	Amount
Medicaid Match for Long-Term Care (<i>paid to State**</i>)	\$ 89,033.60
County Long-Term Care	\$ 0
Child Developmental Services (<i>paid to State</i>)	\$ 11,223.60
Inmate Medical	\$ 13,311.85
Indigent Burial and Cremation	\$ 9100.00
Prescription Drugs (<i>non-hospital</i>)	\$ 18.20
Direct County Administrative Costs*** (<i>include documentation</i>)	\$ 0
Homeless Programs	\$ 0
Community Health Nurses (<i>if direct expenses related to indigent services can be calculated</i>)	\$ 0
Indigent Guardianship	\$ 0
Other (<i>please provide explanation</i>)	\$ 28,000.00
Total	\$ 150,687.25

*qualifying expenses cannot include those paid with grants and/or federal funds

** make sure to include any dollars deducted from your assessment due to awards from this grant process

*** please do not include indirect costs (e.g.: utilities, rents, office supplies, or benefits or portions of salaries for employees not providing services directly to or related to indigent populations).

- 13) If you received an award of IAF Funds for the county Medicaid Match for Long-Term Care for FY16/17 expenses (awarded in 2018) please attach a summary of how you used the additional indigent or human services funds that were subsequently available in your county. Please include exact dollar amounts and expenditures.

14) Is there any additional information you would like to provide?

This is in response to question 13, Mineral County received the refund in October of 2019. It was put back into the indigent fund.

Please include the following documents with your application:

- FY17/18 State Budget Document and any correspondence from the Department of Taxation notifying the County of budget deficiencies in the Indigent Fund or Funds.
- FY17/18 Audited Financial Statements and any audit findings pertaining to your county's Indigent Fund or Funds, including certified/verified amount of revenues received from the indigent property tax levies.
- FY17/18 detailed summaries of expenditures for each of the costs listed in question 12 above.

Please submit this application by December 15th, 2019 to:

aevals@nvnaco.org

I certify the information provided in this application is true and correct. I understand that the amount that may be granted to any county is equal to or less than the counties assessment for the non-federal match for long term care.

Christopher Nepper

12/15/19

Printed Name

Date



Signature

20.3% Poverty Rate in Mineral County, Nevada

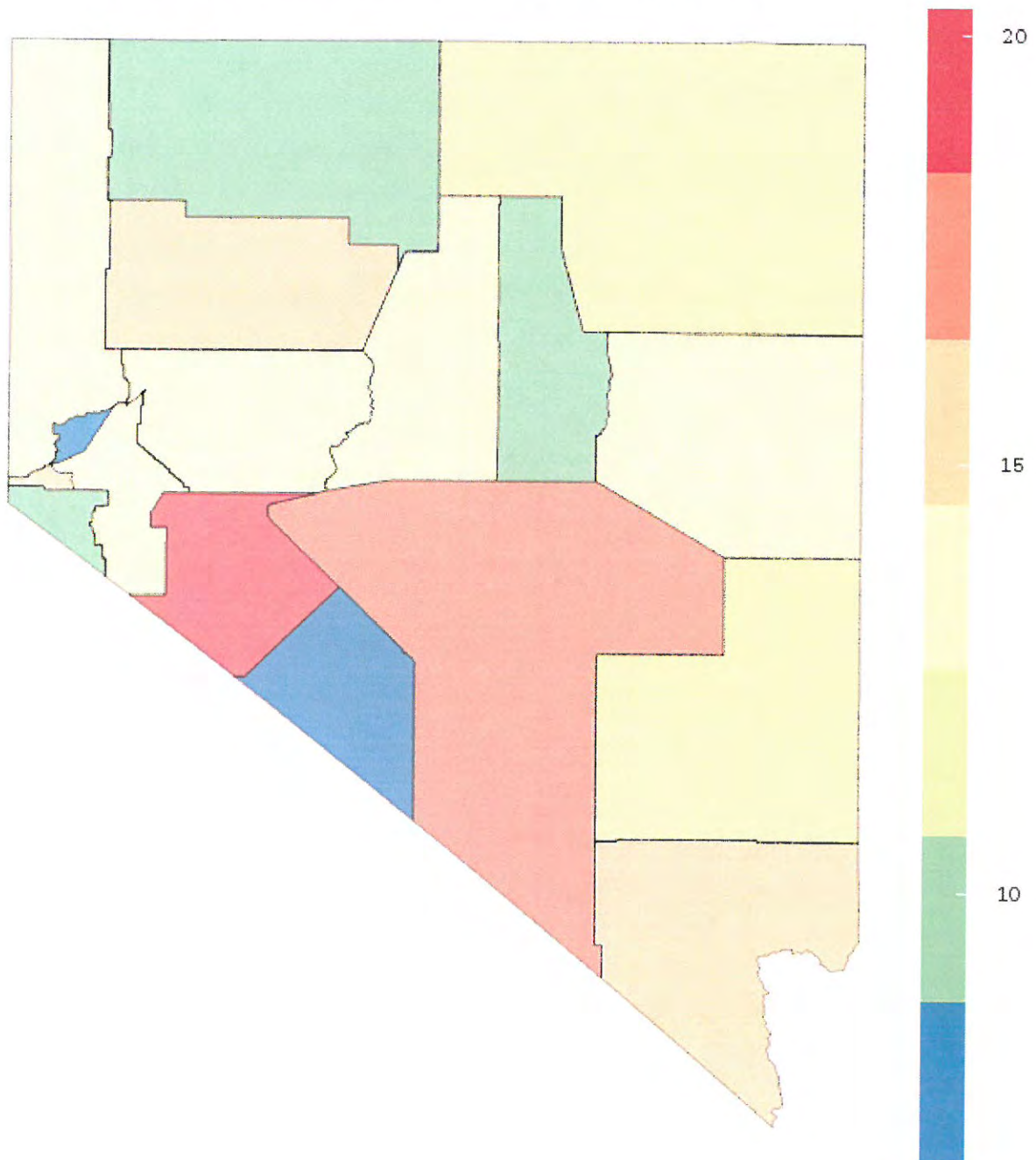
f FACEBOOK

🐦 TWITTER

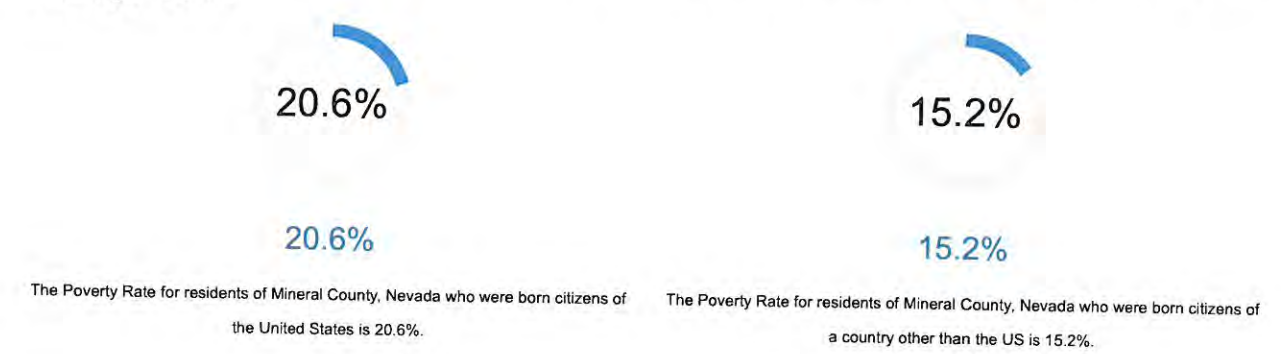
📍 Poverty Rate in Mineral County, Nevada

How does the Poverty Rate in Mineral County, Nevada compare to other counties in Nevada?

Nevada Percent of Population Below Poverty Rate By County



What is the poverty rate for residents of Mineral County, Nevada born US Citizens vs Foreign-Born?



Poverty Rate for residents of Mineral County, Nevada born US Citizens vs Foreign-Born

Residents of Mineral County, Nevada who were born as US Citizens have a higher poverty rate than those who were born citizens of a country outside of the United States.

Of the 4,168 residents of Mineral County, Nevada who were born citizens of the United States, 859 (20.6%) had income levels below the poverty line within the past year.

Conversely, 35 (15.2%) of 231 residents of Mineral County, Nevada who were born citizens of a country other than the US reported income levels below the poverty line within the past year.

Poverty Rate in Mineral County, Nevada

The Poverty Rate in Mineral County is 20.3%.
Mineral County is in Nevada.

City	Poverty Rate	Respondents
Hawthorne	10.3%	2,617
Schurz	42.8%	1,048

🔍 Benefits Finder

Zip Code

Zip
Zip Code

Benefits To Apply For

- ☐ CHILD CARE ASSISTANCE
- ☐ DEBT RELIEF

- ☐ DISABILITY
- ☐ FOOD AND HOUSING ASSISTANCE
- ☐ HEALTH INSURANCE
- ☐ SOCIAL SECURITY AND RETIREMENT

DO I QUALIFY FOR BENEFIT PROGRAMS

2018 Nevada Poverty Line

Household Size	Poverty Level
1	\$12,140
2	\$16,460
3	\$20,780
4	\$25,100
5	\$29,420
6	\$33,740
Per Additional	+\$4,320

The poverty line for Nevada in 2018 is based on the federal guidelines, which begins at \$12,140 for a single person, adding \$4,320 for each additional person.

Popular Reads

- [Applying for Welfare](#)
- [The History of Welfare](#)
- [Child Welfare Services](#)
- [Programs & Benefits](#)
- [Welfare Assistance](#)
- [Welfare Reform](#)
- [Welfare Payments](#)

Sitemap

- [Home](#)
- [By State](#)
- [OPEN Mueller Report](#)

Looking for Help?

Welfare Info

**APPLICATION FOR REIMBURSEMENT FROM THE FUND FOR HOSPITAL CARE
TO INDIGENT PERSONS FOR COUNTY PAYMENTS FOR THE MEDICAID MATCH
PROGRAM FOR LONG TERM CARE**
(Please use data from FY18 county expenditures)

County: Lyon County

Contact Person

Name: Shayla Holmes

Email: sholmes@lyon-county.org

Phone: 775-577-5009

FISCAL INFORMATION

- 1) In FY17-18 did your county enact the full 9 cent Indigent Tax Levy (not including the 1 cent Supplemental Tax and the 1.5 cent Indigent Accident Tax)? Yes x No _____
- 2) Has your county enacted an additional tax that is dedicated to (or primarily used for) providing services to the indigent? If yes, please explain Yes, we have been levying \$0.07 cents more to cover salaries and benefits.

- 3) What was the highest overlapping property tax rate in your county in FY17/18? \$3.66
- 4) In FY17/18 how much revenue did 1 cent of property tax generate? \$142,769
- 5) What was the FY17/18 ending fund balance of your Indigent Fund (as a percentage)? 178%
 - a. What was the FY12/13 ending fund balance of your Indigent Fund (as a percentage)? 88%
 - b. For any large Indigent Fund balances that were spent down by your County over the past 5 years, explain how those funds were used including details on any new programs and/or capital expenditures. _____

- 6) In FY17/18 did the county's auditors note any audit finding pertaining to the county's indigent expenditures? If yes, please submit the audit finding with the application.
Yes _____ No x
- 7) In FY17/18 did the State Department of Taxation note any deficiencies in the county's Indigent Fund or Funds budgets? If yes, please submit correspondence from the Department of Taxation.
Yes _____ No x

HUMAN SERVICES INFORMATION

(For the following answers, please attach a page(s) with longer responses as needed.)

- 8) In FY17/18 did the county budget sufficient funds for the anticipated amount of its indigent medical expenditures, and/or were there unanticipated expenses related to the indigent? Please explain:
Yes there was a sufficient amount of funds budgeted, there were no unanticipated expenses.

- 9) In your county, are there needs pertaining to the indigent population that are not being met?

Yes, there is a lack of funding to support hoarding, property clean up, and general maintenance services.

Also, as with everywhere, there is a general lack of affordable housing and limited resources to increase access.

- 10) Are there programs, services, or expenses related to the indigent population in your county that your County Human Services Department or county partners could provide but currently do not due to budget limitations? Please explain and include examples:

In regards to property clean up, there has been a significant need shown (approx. 25 families) per year that are indigent that do not have resources to maintain a healthy and safe property. Items include waste removal, weed and other fire fuel abatement, structures, etc.

- 11) Please attach information on any key demographic indicators from your county that may illustrate need, including: poverty rate, % of children living in poverty, key economic indicators, key health indicators.

- 12) In FY17/18 list the amount of expenditures and attach documentation of the expenditures for the following:

Indigent Expenditures*	Amount
Medicaid Match for Long-Term Care (paid to State**)	\$ 666,781
County Long-Term Care	\$
Child Developmental Services (paid to State)	\$ 74,427
Inmate Medical	\$
Indigent Burial and Cremation	\$ 17,997
Prescription Drugs (non-hospital)	\$
Direct County Administrative Costs*** (include documentation)	\$ 167,907
Homeless Programs	\$ 75,491
Community Health Nurses (if direct expenses related to indigent services can be calculated)	\$
Indigent Guardianship	\$
Other (please provide explanation)	\$
Total	\$ 1,002,603

*qualifying expenses cannot include those paid with grants and/or federal funds

** make sure to include any dollars deducted from your assessment due to awards from this grant process

*** please do not include indirect costs (e.g.: utilities, rents, office supplies, or benefits or portions of salaries for employees not providing services directly to or related to indigent populations).

- 13) If you received an award of IAF Funds for the county Medicaid Match for Long-Term Care for FY16/17 expenses (awarded in 2018) please attach a summary of how you used the additional indigent or human services funds that were subsequently available in your county. Please include exact dollar amounts and expenditures.

14) Is there any additional information you would like to provide?

Please include the following documents with your application:

- **FY17/18 State Budget Document and any correspondence from the Department of Taxation notifying the County of budget deficiencies in the Indigent Fund or Funds.**
- **FY17/18 Audited Financial Statements and any audit findings pertaining to your county's Indigent Fund or Funds, including certified/verified amount of revenues received from the indigent property tax levies.**
- **FY17/18 detailed summaries of expenditures for each of the costs listed in question 12 above.**

Please submit this application by December 15th, 2019 to:

aevans@nvnaco.org


I certify the information provided in this application is true and correct. I understand that the amount that may be granted to any county is equal to or less than the counties assessment for the non-federal match for long term care.

Shayla Holmes

Printed Name

12/16/19

Date



Signature

OVERVIEW OF LYON COUNTY

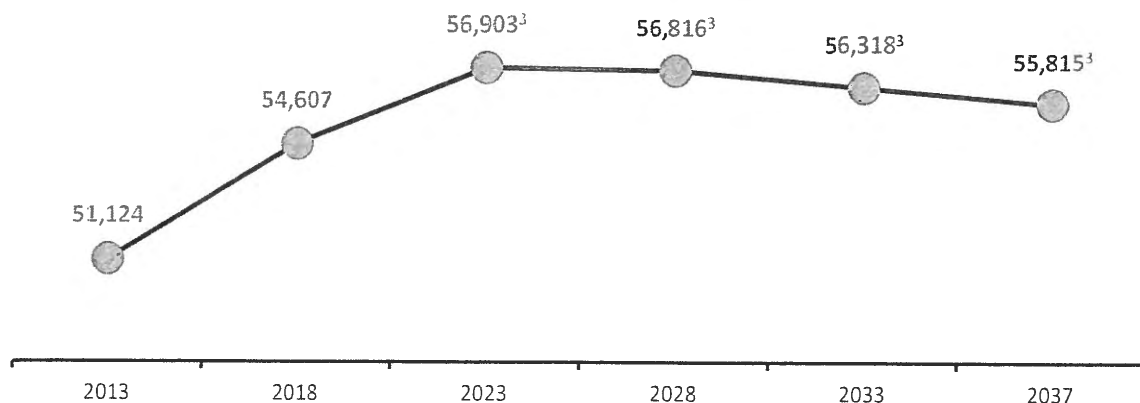
Lyon County is located in western Nevada. According to the U.S. Census Bureau, Lyon County has 2,001 square miles of land area and 23 square miles of water area, and the population density is estimated at 26 people per square mile. The county is adjacent to Storey and Washoe counties on the north, Mineral and Mono (California) counties on the south, Churchill and Mineral counties on the east, and Douglas County and Carson City on the west. Its county seat is Yerington.



KEY DEMOGRAPHIC DATA¹

CURRENT AND PROJECTED POPULATION

The estimated population of Lyon County in 2018 was 54,607, up 6.8% from a 2013 count of 51,124.² Population projections vary by source and timeframe, but most reports agree that there will be some growth over the next few years followed by a period of population stability and eventual population decrease. The projections illustrated by the graph below take into account the anticipated impact of economic factors such as housing prices, changes within the mining industry, and the arrival of Tesla into the region.³



SEX

The county is split almost equally by sex, with males comprising 51.1% of the population and females comprising 48.9%.



¹ Unless otherwise noted, all information in this section is from United States Census Bureau. QuickFacts: Lyon County, Nevada. Accessed August 8, 2019 at <https://www.census.gov/quickfacts/lyoncountynv>.

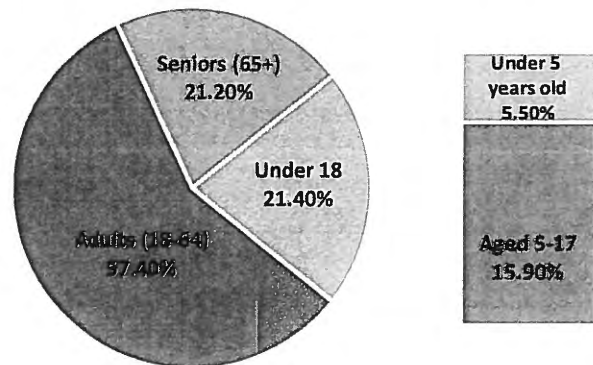
² Economy Overview: Lyon County, NV. Nevada Governor's Office of Economic Development. Emsi Q1 2019 Data Set.

³ Nevada County Population Projections: 2018 to 2037. Nevada Department of Taxation. Prepared by Jeff Hardcastle, AICP. Available at <https://tax.nv.gov/uploadedFiles/taxnv.gov/Content/TaxLibrary/Nevada-County-Population-Projections-2018-to-2037.pdf>

AGE

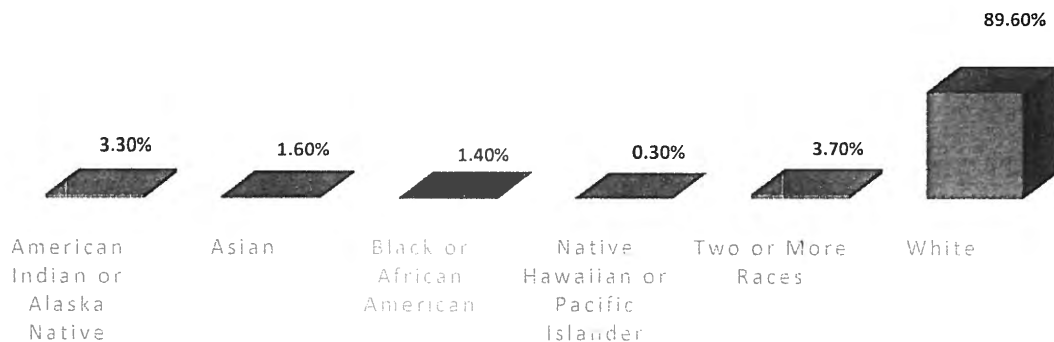
Adults aged 18 to 64 make up the majority of the population (57.4%), followed by individuals under 18 (21.4%) and seniors (21.2%).⁴

Lyon County has a disproportionately large number of people aged 55 or older for an area of its size. There are 19,483 people aged 55 or older in Lyon County, while the national average for an area this size is 15,429.⁵



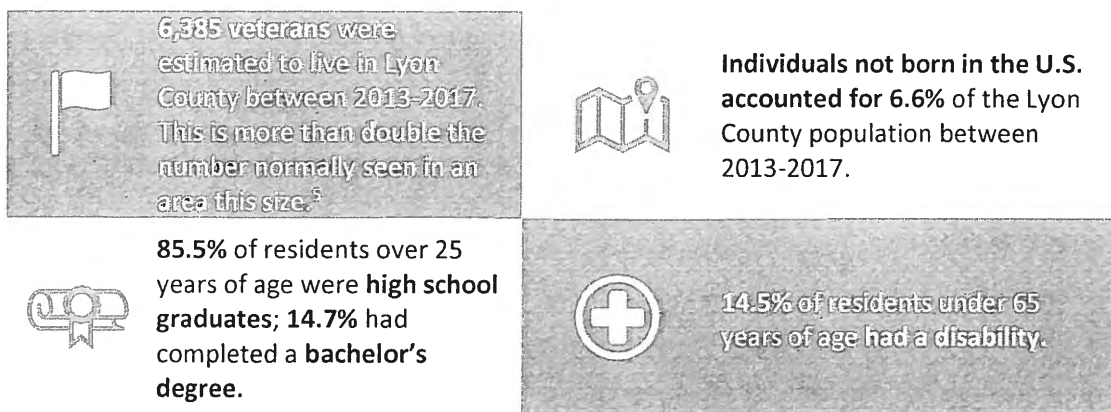
RACE AND ETHNICITY

The majority of Lyon County residents are White (89.6%), with the next most common groupings by racial or ethnic ancestry being multiracial (3.7%) and American Indian (3.3%). 17.7% of Lyon County residents are further identified to be of Hispanic or Latino ancestry.⁶



OTHER POPULATION CHARACTERISTICS

Other key characteristics of the population to note are illustrated in the graphic below.



⁴ Percentages for groups 5-17 and 18-64 were extrapolated given the data available at QuickFacts.

⁵ Economy Overview: Lyon County, NV. Nevada Governor's Office of Economic Development. Emsi Q1 2019 Data Set.

⁶ According to Quick Facts: "Hispanics individuals may be of any race, so are also included in applicable race categories".

ECONOMIC INDICATORS

OVERVIEW

Although Lyon County exceeded the Nevada average for unemployment and has a substantially lower median annual household income, it also has a lower percentage of individuals estimated to be living in poverty, as demonstrated in the table below.

	Lyon County ⁷	Nevada ⁸
Median Annual Household Income (in 2017 \$s)	\$50,920	\$55,434
Persons in Poverty	10.8%	13.0%
Unemployment rate (July 2019) ⁹	5.1%	4.5%

BASIC NEEDS

FOOD SECURITY



12.3% of Lyon County (~6,410 individuals) experienced food insecurity in 2017, compared to 12.2% of Nevada as a whole.¹⁰



SNAP Participation in Lyon County increased by 27.4% (1,409 individuals) between 2010 and 2018.

This is the third largest increase by number of people seen in the State, after Clark County (116,771 additional participants) and Washoe County (2,619 additional participants).¹¹



45.3% of Lyon County students qualified for Free or Reduced Lunch programs in 2018.

This is similar to the average for the rural and frontier regions as a whole.¹¹

⁷ United States Census Bureau. QuickFacts: Lyon County, Nevada. Accessed August 8 2019 at <https://www.census.gov/quickfacts/lyoncountynevada>.

⁸ United States Census Bureau. QuickFacts: Lyon County, Nevada. Accessed August 8 2019 at <https://www.census.gov/quickfacts/fact/table/NV.US/PST045218>.

⁹ Local Area Unemployment Statistics Map. Bureau of Labor Statistics. Accessed August 8 2019 at <https://data.bls.gov/lausmap/showMap.jsp>

¹⁰ Map the Meal Gap: Nevada, 2017. Feeding America. Accessed August 8, 2019 at <https://map.feedingamerica.org/>

¹¹ Nevada Rural and Frontier Health Data Book- Ninth Edition: January 2019. University of Nevada, Reno School of Medicine.

WORKFORCE AND EMPLOYMENT ¹²

WORKFORCE AVAILABILITY

While jobs increased in Lyon County between 2013 and 2018 at a rate of 3.3%, they did so at a rate below that of the national growth rate of 7.8%.

In 2018, there were
13,511 jobs within
Lyon County

During this same timeframe, as employment opportunities within the County increased, labor force participation decreased from 55.2% to 49.9%. Decreased availability of a local workforce could continue, as retirement risk is high in Lyon County due to the above average number of people aged 55 or older for a region this size.

CURRENT INDUSTRY CHARACTERISTICS

The largest industries by number of jobs within Lyon County are summarized below (only those industries that employed more than 500 people in 2018 are included).

	# Jobs in 2018	Increase Since 2013
Government	2,368	8%
Manufacturing	2,072	0%
Retail Trade	1,512	-35%
Construction	1,015	54%
Agriculture, Forestry, Fishing, and Hunting	897	11%
Accommodation and Food Service	844	18%
Arts, Entertainment, and Recreation	770	5%
Transportation and Warehousing	749	23%
Health Care and Social Assistance	636	24%
Other Services (not Public Administration)	589	5%
Administration & Support & Waste Management & Remediation	555	31%

INDUSTRY PROJECTIONS

Unfortunately, industry projections are not available at the county-level. However, given Lyon County's proximity to the Reno-Sparks area and other more populated areas, growth projections for these areas are likely relevant to Lyon County residents. This assumption is supported by the average one-way commute time reported by Lyon County residents between 2013-2017 of approximately 30 minutes.¹³ Industries expected to see the highest employment growth between 2016 and 2026 in the Reno-Sparks area are Electrical Equipment, Appliance, and Component Manufacturing; Crop Production; Agriculture, Forestry, Fishing, and Hunting; Manufacturing; and Other Information Services.¹⁴

¹² Unless otherwise noted, data in this section comes from Economy Overview: Lyon County, NV. Nevada Governor's Office of Economic Development. Emsi Q1 2019 Data Set.

¹³ United States Census Bureau. QuickFacts: Lyon County, Nevada. Accessed August 8 2019 at <https://www.census.gov/quickfacts/lyoncountynv>.

¹⁴ Long Term 2016-2026 Industry Projections. Nevada Department of Employment, Training, and Rehabilitation. Accessed at <http://nevadaworkforce.com/Projections>.

HOUSING

AVAILABILITY AND AFFORDABILITY

There are approximately 20,635 housing units within Lyon County. The majority of these (69.6%) are owner-occupied.

The median home value is \$158,333 and median gross rent is \$930 per month. These rates, combined with the median annual income of \$50,920 estimated by the U.S. Census Bureau,¹⁶ mean that a substantial percentage of renters and homeowners in Lyon County are considered “overburdened,” spending 30% or more of their annual income toward housing costs.



Overburdened homeowners
31.4%

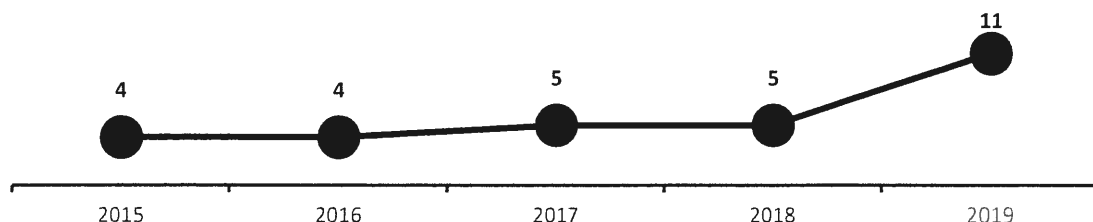
Median monthly owner costs
(with mortgage, 2013-2017)¹⁶: **\$1,207**

Median rent: \$930

Although data on occupancy and vacancy for the general housing market is not available for recent years, a 2018 survey found that Low Income Tax Credit Housing units in Lyon County (i.e. those that receive tax credits for providing affordable housing) had a vacancy rate of 3.3%.¹⁷

HOMELESSNESS AND HOUSING SECURITY¹⁸

On January 24, 2019, the Rural Nevada Continuum of Care (RNCoC) conducted Point in Time counts to determine the levels of, and reasons for, homelessness in rural Nevada. These counts are summarized in the *2019 Point in Time Report*, and excerpts relevant to Lyon County have been included below. **11 individuals were housed in Emergency Shelter or Transitional Housing (i.e. “sheltered”).** There has been a steady increase in this count over the last five years.



¹⁵ Data in the Housing section was gathered from the Nevada Rural Housing Authority at nevadaruralhousingstudies.org/county/lyon unless otherwise specified.

¹⁶ United States Census Bureau. QuickFacts: Lyon County, Nevada. Accessed August 8 2019 at <https://www.census.gov/quickfacts/lyoncountynv>.

¹⁷ Taking Stock: 2018 Annual Affordable Apartment Survey. Nevada Housing Division. Accessed August 9 at housing.nv.gov.

¹⁸ 2019 Point in Time Report: A Study of Homelessness in Rural Counties of Nevada. Social Entrepreneurs, Inc.